

## MICROSERIES

### MRS 120Vuc 1CO

**Weidmüller Interface GmbH & Co. KG**  
 Klingenbergstraße 16  
 D-32758 Detmold  
 Germany  
 Fon: +49 5231 14-0  
 Fax: +49 5231 14-292083  
 www.weidmueller.com



Relays of the MICROSERIES are used for isolating and coupling digital signals.

They are characterised by the following features:

- modular width 6.1 mm
- Pluggable relay
- Pluggable cross-connection for four voltages in input and output circuits,
- innovative retention and ejection aid,
- LED operating indicator, reverse polarity protection diode, free-wheeling diode

#### General ordering data

Order No.	<a href="#">8556030000</a>
Type	MRS 120Vuc 1CO
Version	MICROSERIES, Relays, No. of contacts: 1, CO contact, AgNi, Rated control voltage: 120 V UC +10 % / -15 %, Continuous current: 6 A, Screw connection
GTIN (EAN)	4032248195152
Qty.	10 pc(s).

**MICROSERIES**  
**MRS 120Vuc 1CO**

**Weidmüller Interface GmbH & Co. KG**  
 Klingenbergstraße 16  
 D-32758 Detmold  
 Germany  
 Fon: +49 5231 14-0  
 Fax: +49 5231 14-292083  
 www.weidmueller.com

**Technical data**
**Ratings**

Conductor connection system	Screw connection	Humidity	40 °C / 93 % rel. humidity, no condensation
-----------------------------	------------------	----------	------------------------------------------------

**Dimensions and weights**

Width	6.1 mm	Height	93 mm
Depth	94 mm	Net weight	36.6 g

**Temperatures**

Operating temperature	-25 °C...+55 °C	Storage temperature	-40 °C...+60 °C
-----------------------	-----------------	---------------------	-----------------

**Connection data**

Clamping range, rated connection	2.5 mm <sup>2</sup>	Clamping range, rated connection, min.	0.5 mm <sup>2</sup>
Clamping range, rated connection, max.	4 mm <sup>2</sup>		

**Input**

Rated control voltage	120 V UC +10 % / -15 %	Rated current AC	3.5 mA ±15 %
Rated current DC	3.5 mA ±15 %	Power rating	0.42 VA, 360 mW
Response / drop-out voltage AC coil	60 V / 37 V	Pull-in (sparkover) / drop-out voltage DC coil	71 V / 22 V
Pull-in / drop-out current, AC coil	1.8 mA / 1.1 mA	Pull-in / drop-out current, DC coil	1.8 mA / 0.5 mA
Status indicator	Green LED		

**Output**

Rated switching voltage	250 V AC	Max. switching voltage, AC	250 V
Max. switching voltage, DC	250 V	Continuous current	6 A
making current	6 A	Max. switching power	1500 VA
Switch-on delay	< 9 ms	Switch-off delay	≤ 9 ms
Min. switching power	100 mA / 5 V, 10 V / 10 mA, 24 V / 1 mA	Max. switching frequency at rated load	0.1 Hz

**Contact specifications**

No. of contacts	1	Contact design	CO contact
Contact material	AgNi	Mechanical service life	20 x 10 <sup>6</sup> switching cycles

**Insulation coordination**

Rated voltage	300 V	Clearance and creepage distances for control side - load side	≥ 5.5 mm
Dielectric strength to mounting rail	4 kV <sub>eff</sub> / 1 min.	Impulse withstand voltage	4 kV (1.2/50 μs)
Protection degree	IP 20	Pollution severity	2
Surge voltage category	III		

**Other technical data**

Version	Relay coupler	Status indicator	Green LED
Free-wheel diode	Yes	Bridge rectifier	Yes
Reverse polarity protection	Available		

Creation date March 14, 2013 5:07:56 PM CET

**Data sheet...**

**MICROSERIES  
MRS 120Vuc 1CO**

**Weidmüller Interface GmbH & Co. KG**  
 Klingenbergstraße 16  
 D-32758 Detmold  
 Germany  
 Fon: +49 5231 14-0  
 Fax: +49 5231 14-292083  
 www.weidmueller.com

**Technical data**

**Further details of approvals / standards**

Standards DIN EN 50178, UL508

**Classifications**

ETIM 3.0	EC001437	eClass 6.0	27-37-16-01
eClass 7.0	27-37-16-01		

**Approvals**

Approvals



**Downloads**

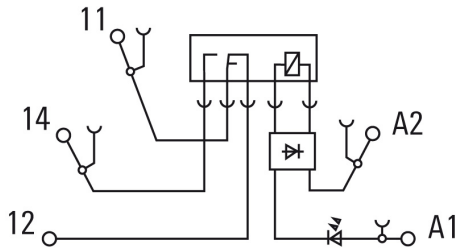
Declaration of Conformity [K205\\_09\\_09.pdf](#)  
[3-D model](#)

**MICROSERIES**  
**MRS 120Vuc 1CO**

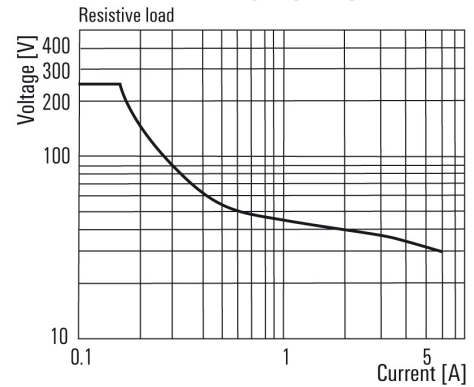
**Weidmüller Interface GmbH & Co. KG**  
Klingenbergstraße 16  
D-32758 Detmold  
Germany  
Fon: +49 5231 14-0  
Fax: +49 5231 14-292083  
www.weidmueller.com

**Drawings**

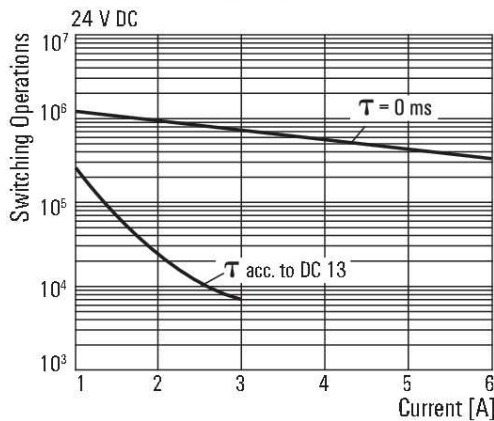
**Electric symbol**



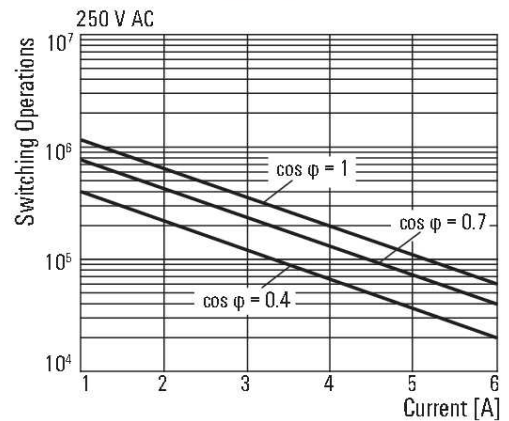
**DC load breaking capacity**



**Electrical endurance**



**Electrical endurance**



**Derating curve**

